



The convenient motion activated light.

Lüma Lights feature a 360° ambient light which is activated by motion and will automatically turn off after 15 seconds. With one simple motion, your Lüma Lights will light up like magic and provide you with the perfect amount of light. Lüma Lights are lightweight, compact, portable and can be used wherever you'd like!

LIGHT ANYWHERE YOU NEED IT

Lüma Lights turn on with contact, vibration or a nearby wave of the hand. Whether in your purse, a drawer, glove compartment, tool box or at your bedside – Lüma Lights are the magical smart light that helps illuminate hard to see spots.

Slide your Lüma Lights into the holder and place in your closet or medicine chest (see IMAGES 3 and 4). Lüma Lights are convenient and will help you see what you want quickly and easily!

SETTINGS

Lüma Lights are shipped in HIGH sensitivity mode, but include the option of adjusting the sensitivity level to meet your personal needs.

HIGH SENSITIVITY

This mode will increase the motion sensitivity of your Lüma Lights. HIGH sensitivity mode (see IMAGE 2) is most useful in areas with less movement such as drawers, cabinets or toolboxes.



LOW SENSITIVITY

This mode will reduce the motion sensitivity of your Lüma Lights. LOW sensitivity mode (see IMAGE 2) is most useful in areas with a lot of movement such as your purse or glove compartment. This setting will help to preserve the battery life.

CHANGING BATTERIES


Lüma Lights operates on 2 AAA batteries. To change batteries, simply open the hinged-back case (like a clam shell). Pop each of the clasps on the battery cover open and follow the battery polarities to insert batteries (see IMAGES 1 and 2). Close the battery cover tightly and click the outer case closed. Your Lüma Lights is ready to go!

NOTE: Lüma Lights are not waterproof and should not be exposed to the elements.



INCLUDES

Your Lüma Lights come with a convenient holder! Just peel the removable tape on the back of the Luma Lights holder and secure it to a clean, dry surface (see IMAGES 3 and 4).

Distributed by:  Wayne, NJ 07470
Made in China, © 2016 Ideavillage
customerservice@ideavillage.com
LS050516MW



The convenient motion activated light.

Lüma Lights feature a 360° ambient light which is activated by motion and will automatically turn off after 15 seconds. With one simple motion, your Lüma Lights will light up like magic and provide you with the perfect amount of light. Lüma Lights are lightweight, compact, portable and can be used wherever you'd like!

LIGHT ANYWHERE YOU NEED IT

Lüma Lights turn on with contact, vibration or a nearby wave of the hand. Whether in your purse, a drawer, glove compartment, tool box or at your bedside – Lüma Lights are the magical smart light that helps illuminate hard to see spots.

Slide your Lüma Lights into the holder and place in your closet or medicine chest (see IMAGES 3 and 4). Lüma Lights are convenient and will help you see what you want quickly and easily!

SETTINGS

Lüma Lights are shipped in HIGH sensitivity mode, but include the option of adjusting the sensitivity level to meet your personal needs.

HIGH SENSITIVITY

This mode will increase the motion sensitivity of your Lüma Lights. HIGH sensitivity mode (see IMAGE 2) is most useful in areas with less movement such as drawers, cabinets or toolboxes.



LOW SENSITIVITY

This mode will reduce the motion sensitivity of your Lüma Lights. LOW sensitivity mode (see IMAGE 2) is most useful in areas with a lot of movement such as your purse or glove compartment. This setting will help to preserve the battery life.

CHANGING BATTERIES

Lüma Lights operates on 2 AAA batteries. To change batteries, simply open the hinged-back case (like a clam shell). Pop each of the clasps on the battery cover open and follow the battery polarities to insert batteries (see IMAGES 1 and 2). Close the battery cover tightly and click the outer case closed. Your Lüma Lights is ready to go!

NOTE: Lüma Lights are not waterproof and should not be exposed to the elements.



INCLUDES

Your Lüma Lights come with a convenient holder! Just peel the removable tape on the back of the Luma Lights holder and secure it to a clean, dry surface (see IMAGES 3 and 4).

Distributed by:  Wayne, NJ 07470
Made in China, © 2016 Ideavillage
customerservice@ideavillage.com
LS050516MW